


MVAL

# Art & the Artist

March 2021

Newsletter for the Mid-Valley Arts League



Ike Ikeda

**Demonstration by Pete Morris  
Workshops by Joe Cibere, JoAnn Formia  
and Keiko Tanabe Scheduled.**

## MID-VALLEY ARTS LEAGUE 2020- 2021 BOARD OFFICERS

President ----- John Byram  
 First Vice President (Programs)  
       ----- Elana Goldheimer  
 Second Vice President  
   (Membership) ----- Deanne Ruiz  
 Third Vice President  
   (Exhibits) ----- OPEN  
 Treasurer ----- Lee Johnson  
 Recording Secretary - Heidi Fintescu  
 Corresponding Secretary  
       ----- Pam McGuern  
 Parliamentarian ----- Armando Ruiz

---

Membership in MVAL:  
 Membership is open to artists and art lovers  
 of all levels.  
 If you are interested in membership  
 contact: Deanne Ruiz - 626-331-8270  
           deanneruiz@verizon.net

---

### WEBSITE:

Midvalleyartsleague.org  
   or MVAL.org  
 Website Editor: Kimberly Michael

---

Art & the Artist Editor:  
 Joyce Nunamaker

All articles and announcements  
 to be included in the  
 Art & the Artist may be sent to:  
 253 Windsong Court  
 Azusa, CA 91702  
 626-334-1646  
 E-mail: janunamaker@verizon.net

Deadline is the first Wednesday of the  
 month. If you have an event that takes  
 place in the first half of the month - be  
 sure to get it in the month before.

## PRESIDENT'S MESSAGE



Dear Members:

Well, the big announcement is MID VALLEY ARTS LEAGUE WILL BE HAVING ITS ANNUAL MEMBERS EXHIBITION THIS YEAR ... AND IT WILL BE ONLINE !!! (Details Inside)

Betty Redmon is our new Interim Exhibits Chair and has been charging full steam ahead to make our organization's wonderful yearly event a reality this year. I wanted to acknowledge Kimberly Michael, Jeanne Windoffer, Fred Gotha, Lee Johnson, Fran Ortiz, and many others, who have been a part of supporting Betty's effort.

Also, please keep your eyes open for further info on our scholarship auction this year. Some renowned artists are in the offering, so be ready to move the gavel and help MVAL continue its supportive aid to worthy candidates.

By the way, wasn't JoAnn Formia's demonstration just terrific?! I just love watching her dramatic interpretations. For me, the variety of "edges" to her shapes made her piece so absorbing!

Finally, thank you to those members who have submitted some really remarkable pieces for Artist of the Month. It's nice to see them online — as opposed to the dimly lit experience, in person.

**John Byram**  
*President*

## MEETING DATES

### MARCH GENERAL MEETING

#### ZOOM MEETING

March 17th, 2021 - 7:30 PM

### APRIL BOARD MEETING

The April Board Meeting will be held  
 Wednesday, April 7th, 2021 - 7:00 PM  
 Virtual meeting



## MARCH DEMONSTRATION

### PETE MORRIS

"Shown are some paintings I did on mineral paper. I believe I'm getting some interesting things using mineral paper, which makes for an almost stained glass look, very translucent. It also allows me to add and subtract paint until I get the effect I want. I'll be sharing what I've learned about it up until this point and demonstrate my process using a floral image."



### ZOOM MEETING

You will receive an email before the meeting telling you how to log on ZOOM to attend. The meeting will be open for log-in starting around 7pm.



## ARTIST OF THE MONTH

You can now go to MVAL's website and vote for Artist of the Month for March.

[www.Mval.webmaster@gmail.com](mailto:www.Mval.webmaster@gmail.com), Virtual Art Gallery

There are five paintings. Please just vote for one. You have until the night before the March General Meeting.

That means (pm on March 16!!!!)

The first place winner will receive a \$10 Starbucks give card. Our new online format is one small way for all of to see each others artwork during these strange times. Please check out our wonderful newsletter and website often.

**April Drew Foster** - *Chairman*  
**Kimberly Micheal** - *Website Chairman*

## 2021 MVAL MEMBERS EXHIBIT

### 'Art Unmasked'

When the Gallery had to close last year because of the pandemic, MVAL had to cancel its Members' Exhibit. But it's coming back, this time in virtual mode on the MVAL Website! Prospectus will appear in April; open entry will be the full months of May and June; the exhibit will be set up and judged over the summer; awards ceremony is scheduled for our September General Meeting, with the exhibit opening the following day September 16 and running through October 31, 2021. So load up that paint brush (or whatever tool you use) and create your entry masterwork. Happy Painting!

## THURSDAYS IN PLEIN AIR

"Thursdays in Plein Air" has been cautiously going out to paint. They are keeping the group small and distancing. Locations are determined on a weekly basis as gathering in a location may not be allowed from week to week. Check the Facebook Page or contact Lynne Fearman to find current plans.

If you are on Facebook, join the "Thursdays in Plein Air" Facebook Page.

The Facebook page will keep you updated on any changes and connected with the other painters!

**MAR 4th - Hahamonga park La Canada.**  
101 Foothill Blvd.

**MAR 11th - Peck Road Park**  
Arcadia.

**MAR 18th - South Pasadena Metro Station**  
Corner of Mission at Meridian.

**MAR 25th - Arcadia Park**  
Corner of Huntington Dr & Santa Anita Ave.

**Wear a mask keep safe.**

## SCHOLARSHIP

### Scholarship Auction

The Scholarship Committee has decided to create an online auction of watercolor artworks which we have collected over the past two years.

The Auction will take place April 5-16. You will be able to view the paintings and make a bid online. After the auction is closed, the winners will be notified. I hope you are as excited as we are about the auction. Bob Uecker, Quinton Bemiller, Robert Landry, Jerry Stitt and Brenda Swenson are just some of the artists represented. You won't want to miss a chance at getting one of these coveted paintings.

The Scholarship Committee endeavors to give scholarships to high school seniors who are pursuing a college degree in art and grants to schools in need of materials.

**Kate McDaniel**  
*Scholarship Chair*

## NEW MEMBER

**Geri Lucio**  
**Orange, CA**

Jeri has a BA in art from Fullerton State University and earned her MA in Administration Ed at University of San Francisco.

She has attended many local workshops and classes, with a lot of different teachers, including Brenda Swenson, Pradeepa Thirumulu, Keiko Tanabe, David Smith, Julie Crouch, Pete Morris, and Andy Evensen. Jeri works in oil, pastel, watercolor and mixed media.

"I love the creative process and use it to express beauty, feeling and visual expression."

Her hobbies include art, gardening, sewing and dancing. In MVAL she hopes to learn from members, demonstrations, and workshops broadening her knowledge of art.



## INSPIRATION

Do you have an idea to share? Something that helps you or something you have read? We need you to share that - 5 minutes or less at a ZOOM meeting.

Contact **Mary Gilman**. marygilman.mary@gmail.com 626-446-6700 and have Mary schedule you for a meeting date. We really want to hear what you have to say!

## ON THE COVER

"Whenever we travel from San Luis Obispo to Morro Bay on Hwy 1, I enjoy the scenery of the very prominent rock, gentle hills with clusters of oak trees and the farm, always wanting to paint the scenery. So, last year, I decided to get off the freeway, got close to the farm and took some photos. I like the view. I think I'll try to paint it again."

- Ike Ikeda

## MVAL WEBSITE MAP

<https://www.mval.org/>  
<https://www.midvalleyartsleague.org/>

This is a map of the current MVAL site. The site changes over time, but this is a snapshot of where it is in February 2021.

There's been a lot of action here in the last year with the new emphasis on virtual meetings, please check it out.

We will be hosting a Virtual Auction and a Virtual Member Show here in coming months.

The web site is hosted on weebly.com. It's a "drag and drop" platform that is easy to use with little technical expertise required (as are WIX and Squarespace). If you are interested in helping with the web site, or in learning how to create one of your own, please email me at [kimberly@studiographe.me](mailto:kimberly@studiographe.me).

If you have a web site you would like to have on our Member Web Pages area, please send that to me as well.

The contact form on the web site goes to a dedicated email address: [MVAL.webmaster@gmail.com](mailto:MVAL.webmaster@gmail.com)

Please send Virtual Art of the Month entries here so they don't get lost in all my regular email.

—Kimberly ([kimberly@studiographe.me](mailto:kimberly@studiographe.me))

### HOME

The home page; the first page that comes up when you enter either [mval.org](http://mval.org) or [midvalleyartsleague.org](http://midvalleyartsleague.org). Clicking on the MVAL logo at the top will also take you to the Home page. This page is the latest news, listings of upcoming workshops and the home of our virtual art of the month contest. There's a link to the newsletter and the dates of upcoming meetings here, as well.

### MEETINGS

A page that details when and where MVAL meetings and events occur, usually for the entire year. This page includes a link you can subscribe to your own calendar so you don't have to enter MVAL dates yourself. Handy.

### THURSDAYS IN PLEIN AIR

This page has a link to the facebook Plein Air page, and sometimes has the dates of Plein Air meetups if I remember to update it. It's been touch & go for the last year though, more updated info on facebook.

### INSPIRATIONS

The objective for this page is to log all the general meeting inspirations for later reference. It's not going well. I'm open for volunteers?

### EXHIBITS & EVENTS

This top level page is for current events, prospectus files, dates and locations.

### MONTHLY

#### DEMONSTRATIONS

A retrospective of many demonstrations presented at general meetings. Includes links to artist web sites, and a categories selection in case you are interested in a specific genre.

### WORKSHOPS

Where workshop applications & info can be found, in addition to a listing of previous workshops and links to the presenters' web sites.

### MASTERS IN THE PARK

Has current information on this event, and an archive of images from previous events.

### MEMBER EXHIBITS

Archive of photos from previous member shows. Likely location of the Virtual Member Show (will be linked on Home page).

### MEMBERSHIP

Page with info on MVAL membership & link to member application.

### ART & THE ARTIST NEWSLETTER

Extensive archive of previous newsletters, with a slide show of previous years' covers.

### VIRTUAL ART OF THE MONTH

Archive of previous Virtual Art of the Month events. (Also Art of the Month below this page.)

### BOARD OF DIRECTORS

Current board members.

### MEMBER WEB PAGES

An image and link to member web sites: If you have one to add, send it to Kimberly.

### MEMBERSHIP FORM & INFO

This is where the application PDF lives, it is a duplicate of the top level page.

### SPONSORS & DONORS

List of people who donate to MVAL events

### ART ORGANIZATIONS

Links to relevant organizations

### SCHOLARSHIPS

Scholarship Raffle and Auction artwork archive & information.

### 2021 VIRTUAL AUCTION

This is where the virtual auction page will be located. It will be linked on the home page.

### CONTACT


This page has a contact form that goes to the webmaster email address. Messages are forwarded to the relevant party. (Putting the email address in a form like this hides it from spam mail bots.)

### SERENA REFOUA

Here are a couple of watercolor/ mixed media pieces I finished after I got the Covid cobwebs out of my brain!

The genesis of this one has a funny story. I brought this beautiful full sheet of Arches to Kathleen Scoggins abstract workshop. Unfortunately, she spilled her coffee on it! I couldn't bear to throw it out and stuck it in a drawer hoping to return to it with some inspiration. The coffee pattern reminded me of an aerial map of a river delta so I went with that idea (I spend an embarrassing amount of time on Google Maps!). Here's what it looked like when I started:

I originally meant to divide the sheet up but I liked the coffee pattern so much I couldn't give it up. I've never painted a piece this big before but I'm glad I did. I'm planning on doing more full sheets but first, I'll need to go make some coffee.



I started this piece after I took Kathleen Scoggins' abstract workshop in Oct 2019 at MidVal. I got stuck and put it in a drawer hoping to return to it. One year later I finally rediscovered it and finished it off!

Magi. Watercolor and oil pastel on an Arches quarter sheet.

### CRIS GORDY

#### **Tea and Art Zoom Paint-alongs**

Cris is hosting a weekly zoom event!

Tea and Art News: We had our first Abstract Expressionism Discussion and Critique, followed by a half hour speed painting study.

Great exchange of ideas thanks to the participation of Jeanne Windhoffer, Gary Friedman, Jennifer Zapp, Fran Papa and Jananne Cannon. We looked at the works of Helen Frankenthaler, Perle Fine and Lee Karter.

These weekly events are a chance to connect with fellow artists, exchange watercolor tips and paint together.

You can paint my references or do your own projects.

**Tuesdays: Intermediate-Advanced** 2-4pm.

**Saturdays: Beginner-Intermediate**

(Demo and references provided). 2-4pm.

**Thursdays: Beginner-Intermediate**, 2-4pm.

Registration: [www.artspirationforall.org](http://www.artspirationforall.org), or email [crisgordywatercolors@gmail.com](mailto:crisgordywatercolors@gmail.com)



### THE LUCIGRAPH

Using a Lucigraph when I took commercial art classes at PCC in the early 70s, I thought it was one of the most wonderful time saving devices ever invented.

I used one when I was a home furnishing illustrator at The Broadway dept store when I first started my career. Taking a night class at Otis Art Institute I saw a notice on that someone had a used Lucigraph for sale. I was so excited to be able to have such a marvelous thing.

Through years of freelancing it was one of my most valuable tools. As I moved into computer design, I used it less and less but never let it go. It took only a 2.5 x 2.5 foot space in my garage and was still useable if I needed it. Now I need that space for a cabinet. It seems you can't GIVE these things away now.

Before I just pitch it to the curb, I thought I would make one last stab at seeing if anyone wants it.

So if there is any one that would like to have a Lucigraph in good working condition, IT'S YOURS!

- Joyce Nunamaker, Editor



# Joe Cibere Watercolor Workshop

March 19 -21, 2021



In this workshop, Joe is teaching you the secret of good paintings through demonstrations and hands-on instructions. We'll learn about the value of values and how to loosen up.

We'll learn a new way to paint that will cure your mid-tone crisis and get you to that next level by learning a process that will take the guesswork out of your next painting and give you the confidence that watercolor demands. Taking advantage of a lo-tek masking technique you'll be able to loosen your paintings and become a more expressive artist.

Joe Cibere is signature member of the National Watercolor Society and his painting style demonstrates his love of nature and wilderness. His "abstract realism"



paintings integrate strong design and balance with a sense of illusion. He has appeared in "Watercolor Magazine" and in the International Artists book "The Watercolor Sky and Cloud Techniques of 23 International Artists". He is also in the new book "Splash 20" and the 2019 February issue of "Watercolor Artist" magazine. His studio is at Studio Channel Islands, Room R5 in Old Town Camarillo, CA.



"The challenge is to know when to stop and let the medium take over. That's why the most successful paintings seem almost effortless," Joe asserts. "I always look forward to interacting with art patrons and other artists for feedback about the creative process & affirm that visual expression is one of life's greatest joys."

[www.joeciberewatercolors.com](http://www.joeciberewatercolors.com)  
[www.joecibere.faso.com](http://www.joecibere.faso.com)

## Joe Cibere Watercolor Workshop

This three day online workshop is for beginners to advanced intermediate.

**Dates: Friday through Sunday, March 19-21, 2021**  
 10am to 3pm (The Zoom room is available 9am-4pm)

This Workshop is conducted through Zoom meetings. You need PC/iPad/phone with Internet access. An Intro to Zoom session will be held prior to the Workshop.

**Fee:** \$285 MVAL Members / \$310 Non-Members.

A **deposit** of \$100 must be submitted with registration.

**Balance due** March 12, 2021.

**No Refunds** after March 12, 2021.

## REGISTRATION

(Check payable to: **Mid-Valley Arts League**)

NAME \_\_\_\_\_

ADDRESS \_\_\_\_\_

CITY/ZIP \_\_\_\_\_

PHONE \_\_\_\_\_

EMAIL \_\_\_\_\_

**Joe Cibere Workshop, March 19-21, 2021 (Friday-Sunday)**

Enclosed is my check for: \$ \_\_\_\_\_

Check one: ☐ MVAL Member ☐ Non Member

**Mail to:** MVAL c/o Carol Ling, 4715 Lasheart Dr., La Cañada, CA 91011

**Online Registration:** MVAL.org

**Questions:** 818.636.3770 / Carol\_ling@sbcglobal.net





## Upcoming Workshops


Joe Cibere, March 19–21, 2021 | *Innovative Water Media*

Time: 10:00am–3:00pm | Location: Online: ZOOM virtual meeting

Workshop Fee: Member: \$285 Non-member \$310 | 0321-wkshp-cibere.pdf Download File

### DAY 1: Confidence & Color Play

Starting with 2 or 3 color palettes we'll paint places that suggest reality



### DAY 2: Graphic to Watercolor:

Learn how to go from big graphic shapes and let watercolor add the detail



### DAY 3: Creativescapes:

Create, don't copy and be master of your creative universe



### IMPORTANT:

This three-day workshop is for beginners to advanced intermediate. A workshop supply list will be sent when registration is received. PC/iPad/Phone will be needed. An "Intro to Zoom" session will be scheduled one week prior to the workshop.

**Joe Cibere, Innovative Water Media**

**It's like getting 3 workshops in 1.** Joe will teach his secret of good paintings through demonstrations and hands-on instructions. We'll learn about the value of values and how to loosen up. We'll learn a new way to paint that will help you with color choices, then starting with the big shapes and let watercolor suggest the detail and then get you to that next level by learning how to see the possibilities that design will give you.

Joe Cibere is signature member of the National Watercolor Society and his painting style demonstrates his love of nature and wilderness. His "abstract realism" paintings integrate strong design and balance with a sense of illusion. <https://www.joeciberewatercolors.com/>



# JoAnn Formia Online Workshop

## Creative Abstract Painting in Watercolor

April 23 & April 30, 2021

JoAnn wants to share her love with watercolor and abstract painting with you by revealing her skill in both areas. An alternate way of creating a successful abstract painting will be presented, using a limited pallet, a combination of soft and hard edges, line work (calligraphy) if needed.

On the first day, we will prepare two paintings for use on the second Friday. The two paintings are shown here. Spend time to complete both pieces as necessary.

JoAnn hopes that this workshop will help newcomers to watercolor painting realizing it is not necessary to work so hard. In many cases if you let it and be relaxed, watercolor will tell you what to do. A big brush helps and allows more freedom in applying the pigment. Also, she finds she is more successful in painting while she is standing up, you can put your whole shoulder into the process instead of just your arm and wrist. This applies to large pieces.

She hopes that this time together will encourage more watercolorists to surface and find self-satisfaction in this medium for use throughout the year creating art for themselves and others. Another reward of this wonderful medium is to be able to create and send original note cards to friends and relatives. During this time of isolation, it is a good way to put your extra time to good use. It is not always about competition but self-satisfaction.



*'Intro to Zoom' session will be scheduled prior to the workshop.*

\*\*\*\*\*

### JoAnn Formia Online Watercolor Workshop

#### Creative Abstract Painting

This two day workshop is for beginners to advanced. PC/iPad/Phone and Internet access needed.

**Dates: 2 Fridays, April 23, & April 30, 2021.**

**9:30am to 4:00pm daily**

**Fee: \$85 MVAL Members / \$110 Non-Members.**

*(Special pandemic discount offered by JoAnn)*

**A fee of \$85 must be submitted with registration.**

**No Refunds after April 16, 2021.**

**Online registration, go to MVAL.org**

#### Registration

MVAL

*(pay to the order of Mid-Valley Arts League)*

NAME \_\_\_\_\_

ADDR \_\_\_\_\_

CITY/ZIP \_\_\_\_\_

PHONE \_\_\_\_\_

EMAIL \_\_\_\_\_

**JoAnn Formia Online Workshop April 23 & 30, 2021 (2 Fridays)**

Enclosed is my check for: \$ \_\_\_\_\_

Check one: ☐ MVAL Member ☐ Non Member

**Mail to:** MVAL c/o Carol Ling, 4715 Lasheart Dr., La Cañada, CA 91011

**Questions:** 818.636.3770 / Carol\_ling@sbcglobal.net



## JoAnn Formia

JoAnn began her watercolor interest by taking classes with Robert Uecker in the early 80's. Robert always emphasized that every stroke counted, another words by him is "do not overwork your work".



JoAnn painted in Manzanar with Henry Fukuhara. She has experienced some wonderful workshop trips to Mt. Carmel, Utah, Canyon de Chelly with Milford Zornes along with many fine artists. Also, She had the opportunity to attend workshops with some of the finest Watercolor Painter's of the day.

In 2008 she was chosen as "One to Watch" in Watercolor Artist Magazine. She was selected "Artist of the Year" by Chaffey Community Museum of Art in 2014. In 2015, she exhibited work in the NWS/China Exchange Exhibition. She participated in an International Small Image Exchange Exhibit in conjunction with the Shenzhen International Watercolor Biannual and NWS in 2015-2016.

She is the Signature Member of American Watercolor Society, Transparent Watercolor Society, California Watercolor Association, San Diego Watercolor Society, as well as Watercolor West (Master).

JoAnn has been active in local art communities. She is beginning her 16<sup>th</sup> year serving on the Watercolor West Board of Directors.







## Keiko Tanabe

### 3-Day Online Watercolor Workshop

June 1, 3, and 5, 2021

**“Keeping It Simple and Strong”**

ABOUT THE ARTIST/INSTRUCTOR: Keiko Tanabe AWS,NWS



Often working en plein air, Keiko's atmospheric watercolor captures perfectly a sense of time and place. Through her use of color, texture, and signature brushwork, Keiko's landscapes and cityscapes beautifully convey the exotic and the simple scenes of the many places she travels. Never having attended art school, Keiko took one drawing class to learn basic technical skills before she started painting in 2005. One year later, after learning basic drawing and watercolor painting skills at a local community school in San Diego, she decided to paint full-time.

From then on, Keiko intensely taught herself to be fluent in watercolor painting, just as one would do to master a foreign language. Keiko's subjects include landscape, cityscape, waterscape, and interior scenes, which she will be demonstrating in this workshop.

Since 2011, Keiko has successfully conducted more than 300 workshops and numerous live demonstrations around the world.





## ABOUT THE KEIKO TANABE WORKSHOP:

This workshop is designed for those who would like to gain a better understanding of methods and techniques to make a watercolor painting that is simple yet strong. The goal is to capture the essence of the subject that conveys a certain mood and atmosphere. The process of simplifying begins with visualization. In representational art, this ability to see the end result of a painting, through the mind's eye, is instrumental in realizing an artist's vision.

Through sketches and step-by-step demonstrations, Keiko will show you how to take the initial inspiration, through the simplification process, to an expressive painting that is strong in composition and content. There will be an active question-and-answer session and critique on a daily basis. Subject matter includes landscape, cityscape, waterscape, and interior scenes. They will be demonstrated in a manner that is more representational and impressionistic rather than abstract.

The topics to be covered in this workshop are: preliminary drawing and composition; techniques in paint application and brush handling; dark vs light; determining what makes a good design (color, shape, value, edges); planning and intuition; and editing complex visual information.

The materials list and reference photos will be provided prior to the workshop.

## Keiko Tanabe Online Watercolor Workshop

RECOMMENDED EXPERIENCE: ALL LEVELS

**Dates: Tuesday, Thursday, Saturday, June 1, 3, 5, 2021**  
9:30am to 3:30 PM.

You need a PC/iPad/phone with Internet access. An 'Intro to Zoom Meetings' will be held prior to the workshop.

**Fee:** \$285 MVAL Members / \$310 Non-Members. A **deposit** of \$100 must be submitted with registration.

**Balance due:** May 24, 2021.

**No Refunds** after May 24, 2021.

**Questions:** 909.223.8981 / lzcarillo@hotmail.com

MVAL

**REGISTRATION** (Check payable to: *Mid-Valley Arts League*)

NAME \_\_\_\_\_

ADDRESS \_\_\_\_\_

CITY/ZIP \_\_\_\_\_

PHONE \_\_\_\_\_

EMAIL \_\_\_\_\_

**Keiko Tanabe Workshop: June 1, 3, 5, 2021 (Tuesday, Thursday, and Saturday)**

Enclosed is my check for: \$ \_\_\_\_\_

Check one: ☐ MVAL Member ☐ Non Member

**Mail to:** MVAL c/o Liza Carrillo, 418 Charleston Dr., Claremont, CA 91711

**Online Registration:** MVAL.org